

F U S E

lighting



LONDON LANTERN 6042 L

OIL RUBBED BRONZE WITH CRACKLED GLASS SHADE

LONDON LANTERN

6042 L

HEIGHT: APPROX. 8" (20.3 CM)

BASE: 1/2" H X 8" SQ
(1.3 H X 20.3 SQ)

SHADE: 7 1/2" H X APPROX 7" SQ
(19.0 H X 17.8 SQ)

WIRING: 1 MEDIUM-BASE SOCKET
WITH IN-LINE HI/LO SWITCH, 60 WATT
MAX.

RECOMMENDED BULB: 60 WATT
EDISON STYLE 'SQUIRREL CAGE' BULB

CORD LENGTH: 96" PROVIDED.
PLEASE SPECIFY AT TIME OF
PURCHASE FOR ADDITIONAL LENGTH
(UPCHARGE)

METAL FINISHES

BRUSHED BRASS
LIGHT ANTIQUE BRASS
DARK ANTIQUE BRASS
POLISHED BRASS
POLISHED NICKEL
SATIN NICKEL
OIL RUBBED BRONZE
GLOSS WHITE POWDER COAT
MATTE BLACK POWDER COAT
PATINATED STEEL

GLASS SHADES

COLOR (CHOOSE ONE)

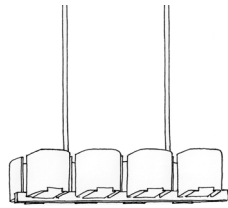
CLEAR
BLUE
OLIVE
CERULEAN
SMOKE
AMBER

TEXTURE (CHOOSE ONE)

SMOOTH
CRACKLED
FROSTED (INSIDE)
SEA GLASS (FROSTED OUTSIDE)

NOTES:

ALL SHADES ARE HAND-BLOWN AND
WILL VARY IN SIZE AND THICKNESS.
FROSTED FINISH WILL LIGHTEN COLOR

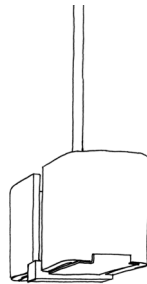


8, 10 & 12 LIGHT CHANDELIER

5042A (8 LIGHT CHANDELIER)

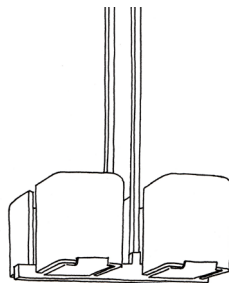
5042B (10 LIGHT CHANDELIER)

5042C (12 LIGHT CHANDELIER)



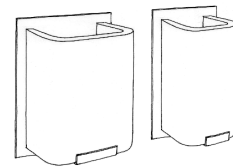
2-LIGHT PENDANT

4042A



4- LIGHT PENDANT

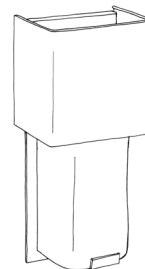
4042B



SCONCE & MINI SCONCE

9042 (SCONCE)

9042 MINI (MINI SCONCE)



SCONCE W/ SHADE

9042 SH




TABLE LAMP

6042

fuselighting.com

© 2000-2018 FUSE LIGHTING.
ALL RIGHTS RESERVED.